

## Option B - Mailbased Install Message

Title:	
『 Enable PMC 』	
Mailbased Install Help	
This document allows you to send emails to selected users or groups to install panagenda MarvelClient.	
<b>MarvelClient Installation configuration</b>	
Install Type?	<input checked="" type="radio"/> <b>Mailbased Install</b> <input type="radio"/> <b>Mailbox Postopen Script</b>
Please choose a Setup Type:	<input type="radio"/> <b>Button</b> <input checked="" type="radio"/> <b>Stored Form</b> <b>Button</b> =Users must open email and click on button therein <b>Stored Form</b> =Installation starts immediately when user opens email - users do not have to click any buttons (Users for which stored Forms are not allowed in their Mailfile will receive the email with a button they can then click)
email Subject:	『 Payraise! 』
SendTo:	『 florian vogler/panagenda 』 ▾
Text before button:	『 To install panagenda MarvelClient, please press the following button: 』 For more enhanced mail design, please use the RichText fields at the end of this document (they are at the end of this document because, in general, RichText fields should not be inside a table).  NOTE: The button is sent along with stored forms, too, but only displayed to end users for which stored forms are disabled.
Target platform?	<input checked="" type="checkbox"/> <b>Windows/32</b> <input type="checkbox"/> <b>Linux</b> <input type="checkbox"/> <b>Mac (OS X)</b> <input checked="" type="checkbox"/> <b>Mac64 (OS X)</b>
Message if other platform?	『 This email is only intended for %TARGETPLATFORM% clients and will therefore close automatically. 』
Citrix?	<input type="radio"/> <b>Run full install on Citrix (not recommended)</b> <input checked="" type="radio"/> <b>Run on Citrix but do not deploy any files</b> <input type="radio"/> <b>Do not run install on Citrix</b>
Mailfile Owner?	<input type="checkbox"/> Only run this install for the owner of the mailfile from where it is opened
Message on success:	『 panagenda MarvelClient was installed successfully - please restart IBM Notes. 』
Message on fail:	『 Install of panagenda MarvelClient failed - please contact Helpdesk. 』
Send Logs back to:	『 』 ▾
Repeatable after successful inst.?	<input checked="" type="checkbox"/> Run Installation every time - even if installation was successful
Repeatable after failed install?	<input checked="" type="checkbox"/> Run Installation every time - even if installation failed

The MarvelClient Config(uration) database allows for easy deployment of the client binary and notes.ini entries by filling in a form for creating an install email: Simply navigate to "Administration\Installation" and click on "New Install". The install mail can be sent as button or stored form – the latter is usually better, as the install occurs immediately after opening the email (also when opening the install mail in the preview pane). Sending the MarvelClient install mail as a button decreases the initial success rate and greatly increases tracking and tracking overhead (who opened the email, who did not, who clicked on the button, who did not, ...).

Note that mail recipients who have stored forms disabled in their mail database will see the button instead.

The install mail is sent upon explicit confirmation when saving the mail based install document, which can be reused as often as needed: simply enter new recipients, save, send and close the install mail document.

#### Further instructions for MarvelClient Essentials:

[Special Option to enable but not deploy MarvelClient Essentials](#)


#### Further Instructions for panagenda customers:

Review all fields and adjust as wanted.



In the field titled "Program Files" please attach a binaries for all desired platforms via the "+" button:

<b>Program File Names:</b>	<b>Windows</b> mc.dll panagenda standard for Windows clients [mc.dll]	<b>Linux/Unix</b> libmc.so panagenda standard for Linux/Unix clients [libmc.so]	<b>Mac (OS X)</b> libmc.dylib panagenda standard for Mac (OS X) clients [libmc.dylib]	<b>Mac (OS X) 64 bit</b> libmarvelclient.dylib panagenda standard for Mac (OS X) 64 bit clients [libmarvelclient.dylib]
----------------------------	---	---	---	---

**Program Files:**  


**Program File**  
 Select the MarvelClient programfile(s) you like to add (only one per platform)...  

	0/1	Who	Rev.	Last modified UTC+SEC	License Key	Version	Available platform(s)
<b>(Not Categorized)</b>							
✓			6035	20181115T111029Z0001		10.0.4	Windows

Note regarding the option "Include file attachments in email":

**Include attachments in email ?**

☐ **Include file attachments in email**  
 ... if NOT selected (=default), email code needs to contact the configuration database (respectively a replica of this database on the users homeserver when running the setup email).  
  
 ... if the email includes attachments, they are automatically removed from the email once installation has completed successfully.

Including file attachments in the email being sent ensures that installation also works offline, such as when laptop users take the install mail with them when traveling, but do not open it before being offline. The file attachments are automatically removed after successful installation, provided that the install mail is NOT set to be repeatable after a successful install.

Also note that you do NOT need to configure any notes.ini settings at the end of the mailbased install configuration form - the install mail will automatically configure all necessary notes.ini entries (e.g., EXTMGR\_ADDINS) without any further settings.

The notes.ini configuration section at the end of the install mail may be useful if you want to configure other notes.ini settings along with the install.